

Constant Voltage LED Power Supply

SLT150-24VL-E



Product description:

This series adopted simplified circuit design and world-class component supplied by top brands, increased reliability and durability of power supply to indoor LED luminaires.



Standards:

EN61347-1
EN61347-2-13
EN61547
EN55015
EN61000-3-2
EN61000-3-3
EN62384
EN62493

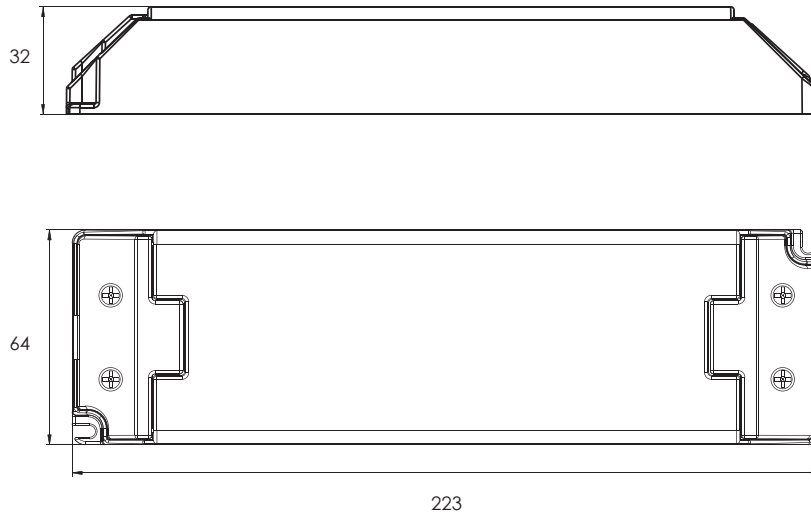
Characteristics:

- Independent power supply
- Open circuit, short circuit, over load and over temperature protection
- Auto restart after fault conditions removal
- SELV output(<60V)
- No load power consumption $\leq 0.5W$
- Efficiency: 93% (AC230V, full load)
- Conform to EN61000-3-2 in the condition of 25W-150W

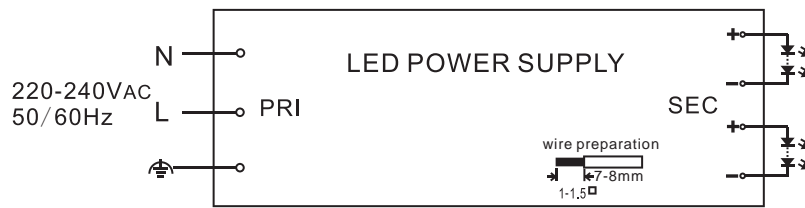
Specifications:

Model	SLT150-24VL-E	
Output	turn on time(S)	≤0.5
	output power(W)	150
	output voltage(V)	24
	output voltage tolerance ¹	+/-5%
	ripple voltage(mV)	600(Vp-p)
	working current range(A)	0-6.25
	dimming interface	No
	dimming range	n/a
Input	rated supply voltage(Vac)	220-240
	voltage range(Vac)	198-264
	line frequency(Hz)	50/60
	input current(mA)	800
	efficiency ²	93.1%
	average efficiency ³	89.9%
	no load power consumption(W)	≤1
	power factor ²	0.95
	inrush current(Ipk)	70A/120us
Protection	over voltage protection	YES
	short circuit protection	YES
	over temperature protection	YES
	automatic restart	YES
	over load protection	YES
	surge capacity	L-N: 2KV, LN-PE: 4KV
Ambient and Life	Ta(°C)	-20...+40
	Tc max.(°C)	90
	Storage Temperature(°C)	-30...80
	ambient humidity range	5%...85%, Not condensing
	nominal life-time(hrs)	50'000@Tc=90 C
Other	weight(g)	430
	dimensions (LxWxH)(mm)	223x64x32
	casing material	Plastic
	housing colour	Grey+Blue
	type of protection	IP20
	protection class	ClassII
Note	<p>1. Tolerance:includes set up tolerance, line regulation and load regulation.</p> <p>2. Tested at full load,230Vac.Refer to""Power Factor"" and ""EFFICIENT""curve graphs.</p> <p>3. Calculate the model's average efficiency for each test voltage by testing at 100%, 75%, 50%, and 25% of rated current and then computing the simple arithmetic erage of these four values.</p> <p>4. All parameters NOT specially mentioned are measured at nominal voltage input, rated load and 25 of ambient temperature.</p> <p>5. The power supply is considered as a component that will be operated in combination with final equipment. Since EMC performance will be affected by the complete installation, the final equipment manufacturers must re-qualify EMC Directive on the complete installation again.</p>	

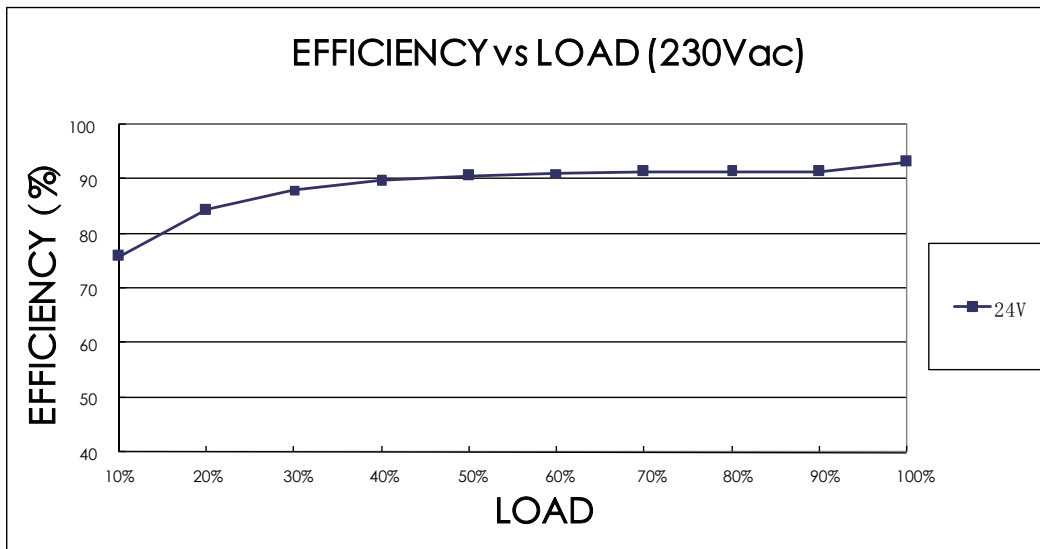
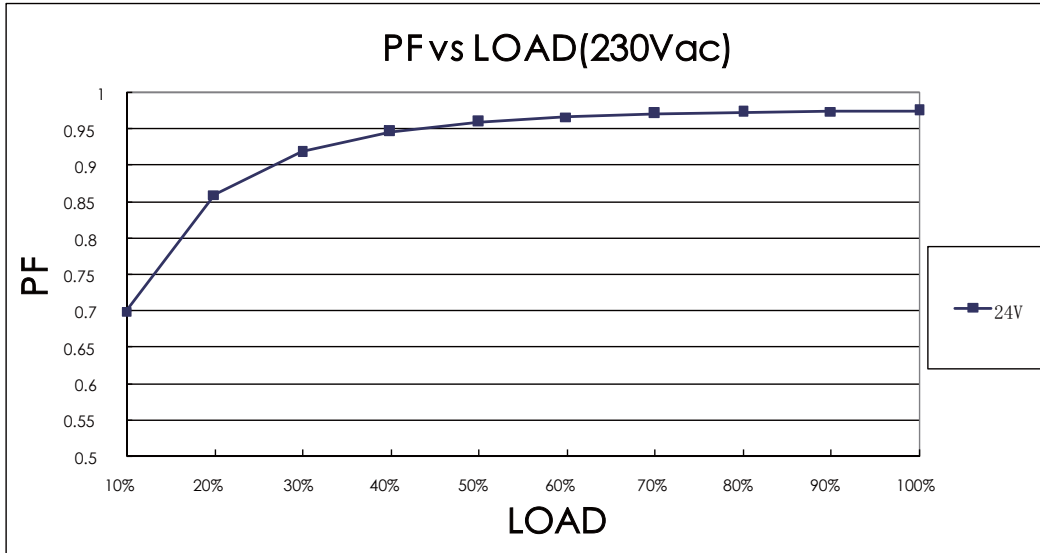
Dimensions(mm):



Wiring diagram:



Electrical curves:



note
For constant current power supply,"LOAD" means the percentage of the maximum rated output voltage.
For constant voltage power supply,"LOAD" means the percentage of the maximum rated output current.



MCBS information:

Miniature circuit breaker Model	B10	B13	B16	B20	C10	C13	C16	C20
SLT150-24VL-E	9	11	14	17	14	17	23	29

Order information:

Order.No.	Model	Carton quantity(pcs)	Carton dimension(mm)	G.W./CTN(kg)
1001-260085-0130	SLT150-24VL-E	30	445x280x300	14.5

Sales & Technical Support:

Self Electronics Co.,Ltd.

Add: No. 1345 Ju Xian Road, Ningbo Hi Tech Park, Ningbo, China

Tel: 0086-574-28805765,28805658(For English Assistance)

0086-574-28805678 (For Chinese Assistance)

Fax: 0086-574-28805656

E-mail: sales@self-ecg.com

http://www.self-ecg.com

Self Electronics Co.,Ltd.,Shenzhen Office

Add: Room2007,Xinglang Xuan,Xinghe Mingju,Fuming Road,Futian District,Shenzhen

Tel: 0086-755-83558850, 83558851

Fax: 0086-755-83558840

SELF ELECTRONICS GERMANY GMBH

Add:August-Horch-Str. 7,51149 Koeln

Tel: 0049 2203 18501-0

Fax: 0049 2203 18501-199

E-mail: saleseu@self-electronics.com

*Due to continuous improvements and innovations,specifications are subjected to change without notice.